



Building Stronger Communities for Better Health: Moving from Science to Policy and Practice

Brian D. Smedley, Ph.D.

Health Policy Institute

The Joint Center for Political and Economic Studies

www.jointcenter.org/hpi

Challenges:

- Health inequality will get worse as a result of the economic downturn.
- Despite the historic nature of the 2008 election, the United States is NOT “post-racial” – to the extent that this perception exists, political pressure for action will be diminished.
- The “individual determinist” orientation remains predominant in the United States

The Economic Burden of Health Inequalities in the United States

- Direct medical costs of health inequalities
- Indirect costs of health inequalities
- Costs of premature death

The Economic Burden of Health Inequalities in the United States

- Between 2003 and 2006, 30.6% of direct medical care expenditures for African Americans, Asians, and Hispanics were excess costs due to health inequalities.
- Eliminating health inequalities for minorities would have reduced direct medical care expenditures by \$229.4 billion for the years 2003-2006.
- Between 2003 and 2006 the combined costs of health inequalities and premature death were \$1.24 trillion.

What Factors Contribute to Racial and Ethnic Health Disparities?

- Socioeconomic position
- Residential segregation and environmental living conditions
- Occupational risks and exposures
- Health risk and health-seeking behaviors
- Differences in access to health care
- Differences in health care quality

Structural inequality – including historic and contemporary racism and discrimination – influences all of the above

Neighborhood Factors Influence Health Through:

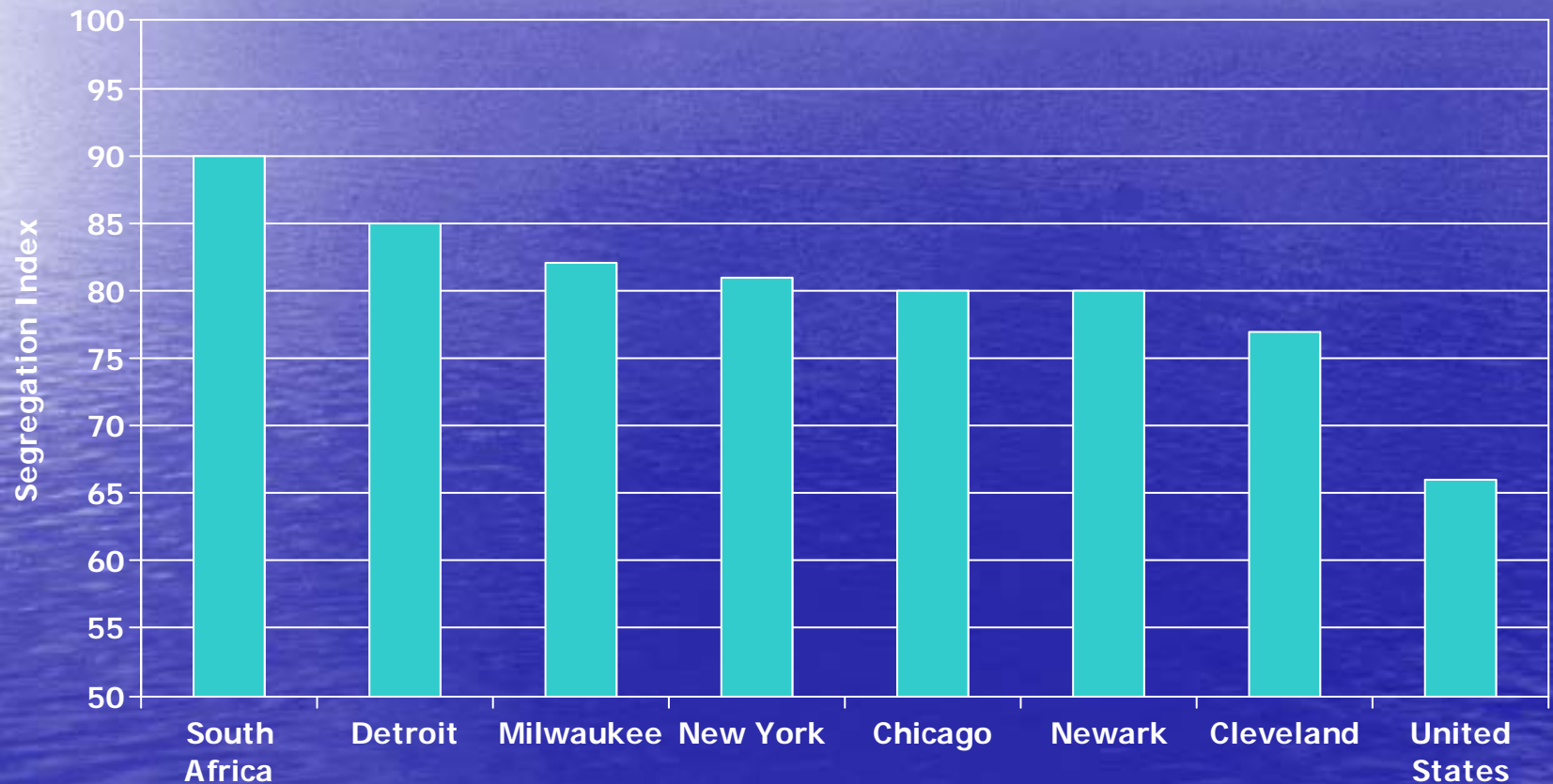
- Direct effects on both physical and mental health
- Indirect influences on behaviors that have health consequences
- Health impacts resulting from the quality and availability of health care
- Health impacts associated with the availability of opportunity structures (e.g., access to healthy food, safe spaces, capital, transportation)

The background is a smooth blue gradient, transitioning from a lighter blue at the top to a darker blue at the bottom. A bright sun flare is visible on the left side, creating a white and yellow glow that fades into the blue. The overall effect is a serene, ocean-like atmosphere.

The Role of Segregation

Racial Residential Segregation – Apartheid-era South Africa (1991) and the US (2001)

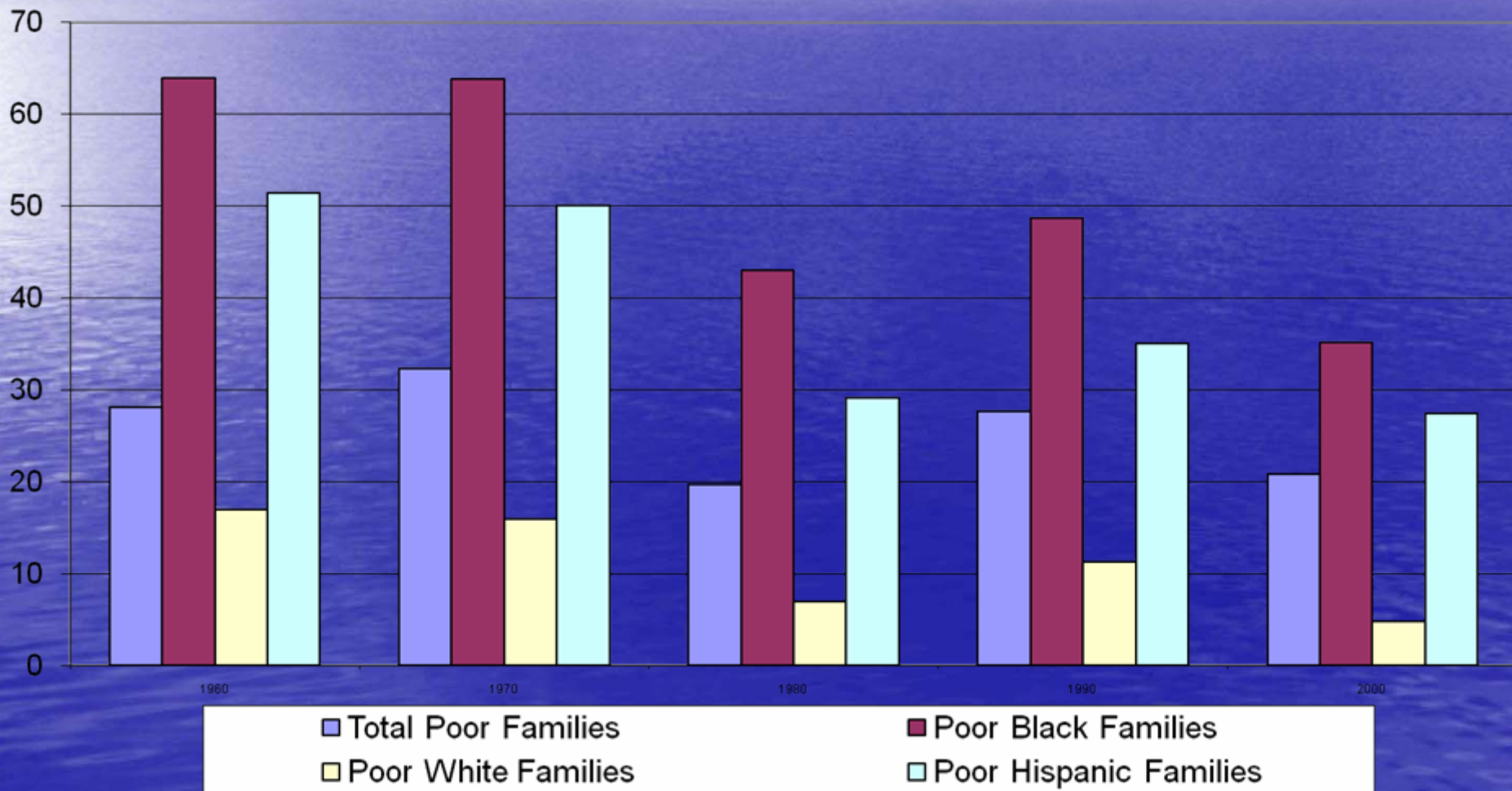
Source: Massey 2004; Iceland et al 2002; Glaeser and Vigitor 2001



The Share of Poor Families Living in High Poverty Neighborhoods is Declining . . .

Percentage of Poor Families Living in High Poverty (30+% in Poverty) Neighborhoods, 1960-2000

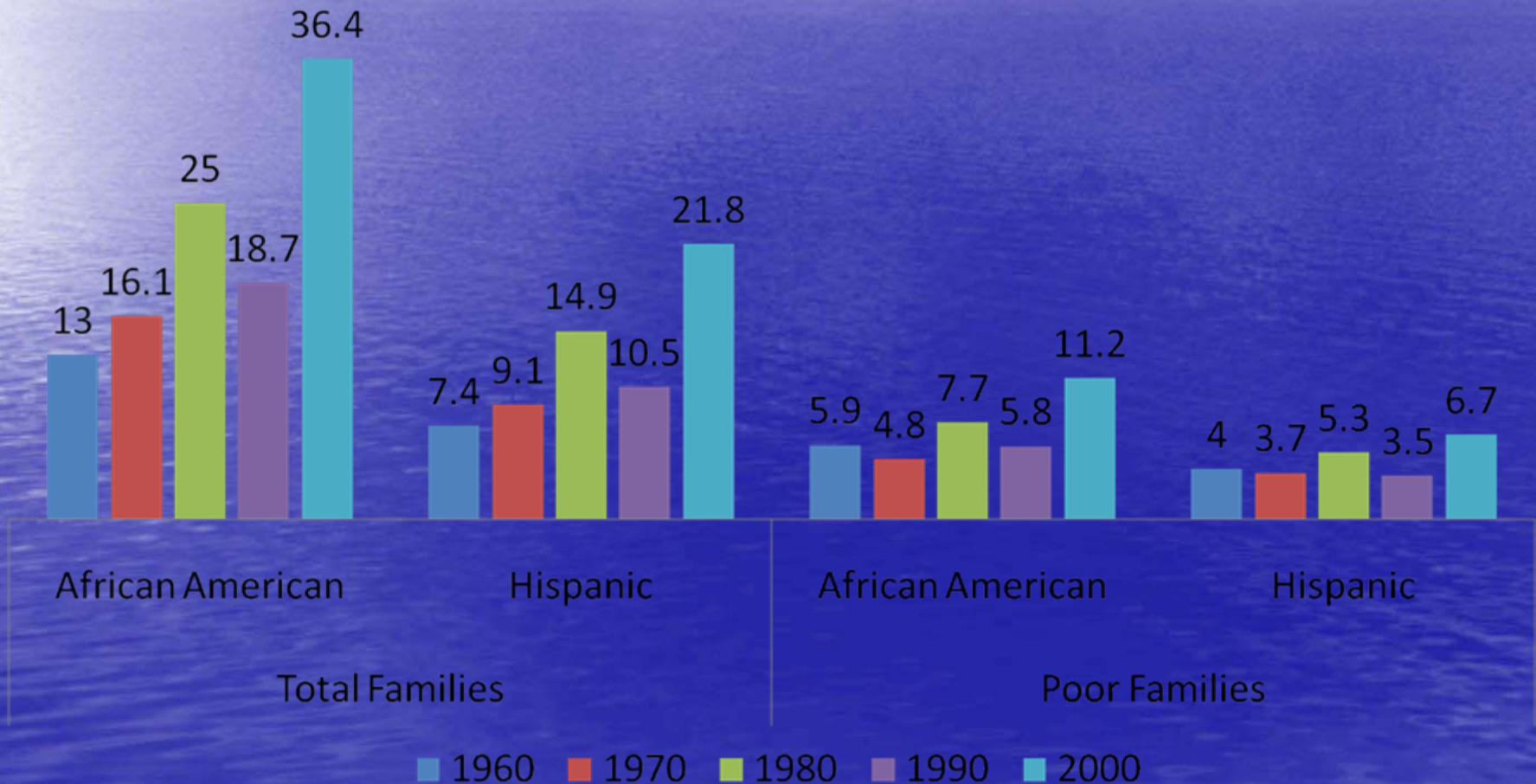
Source: PRRAC and The Opportunity Agenda, 2006



. . . But Segregation is Deepening

Relative Risk of Living in Concentrated (40% or More) Poverty Neighborhood -- White Families = 1.00

Source: PRRAC and The Opportunity Agenda, 2006



Negative Effects of Segregation on Health and Human Development

- Racial segregation *concentrates poverty* and excludes and isolates communities of color from the mainstream resources needed for success. African Americans are more likely to reside in poorer neighborhoods regardless of income level.
- Segregation also *restricts socio-economic opportunity* by channeling non-whites into neighborhoods with poorer public schools, fewer employment opportunities, and smaller returns on real estate.

Negative Effects of Segregation on Health and Human Development (cont'd)

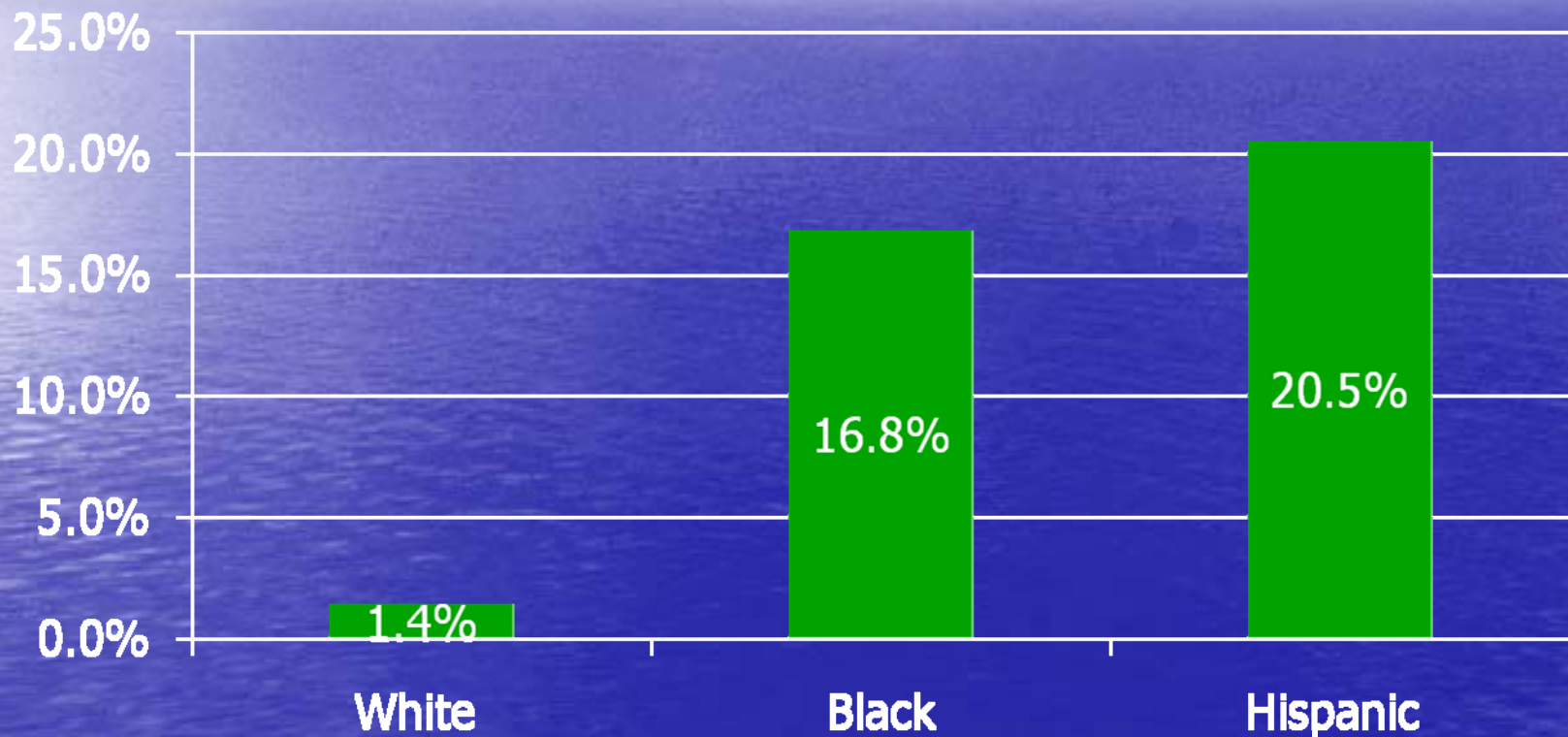
- African Americans are *five times less likely* than whites to live in census tracts with supermarkets, and are *more likely* to live in communities with a high percentage of fast-food outlets, liquor stores and convenience stores
- Black and Latino neighborhoods also have *fewer parks and green spaces* than white neighborhoods, and *fewer safe places* to walk, jog, bike or play, including fewer gyms, recreational centers and swimming pools

Negative Effects of Segregation on Health and Human Development (cont'd)

- Low-income communities and communities of color are *more likely to be exposed* to environmental hazards. For example, 56% of residents in neighborhoods with commercial hazardous waste facilities are people of color even though they comprise less than 30% of the U.S. population
- The "Poverty Tax:" Residents of poor communities *pay more for the exact same consumer products* than those in higher income neighborhoods— more for auto loans, furniture, appliances, bank fees, and even groceries

Share of children who experience double jeopardy: Live in BOTH poor families and poor neighborhoods

Source: Acevedo-Garcia, Osypuk, McArdle & Williams, 2008

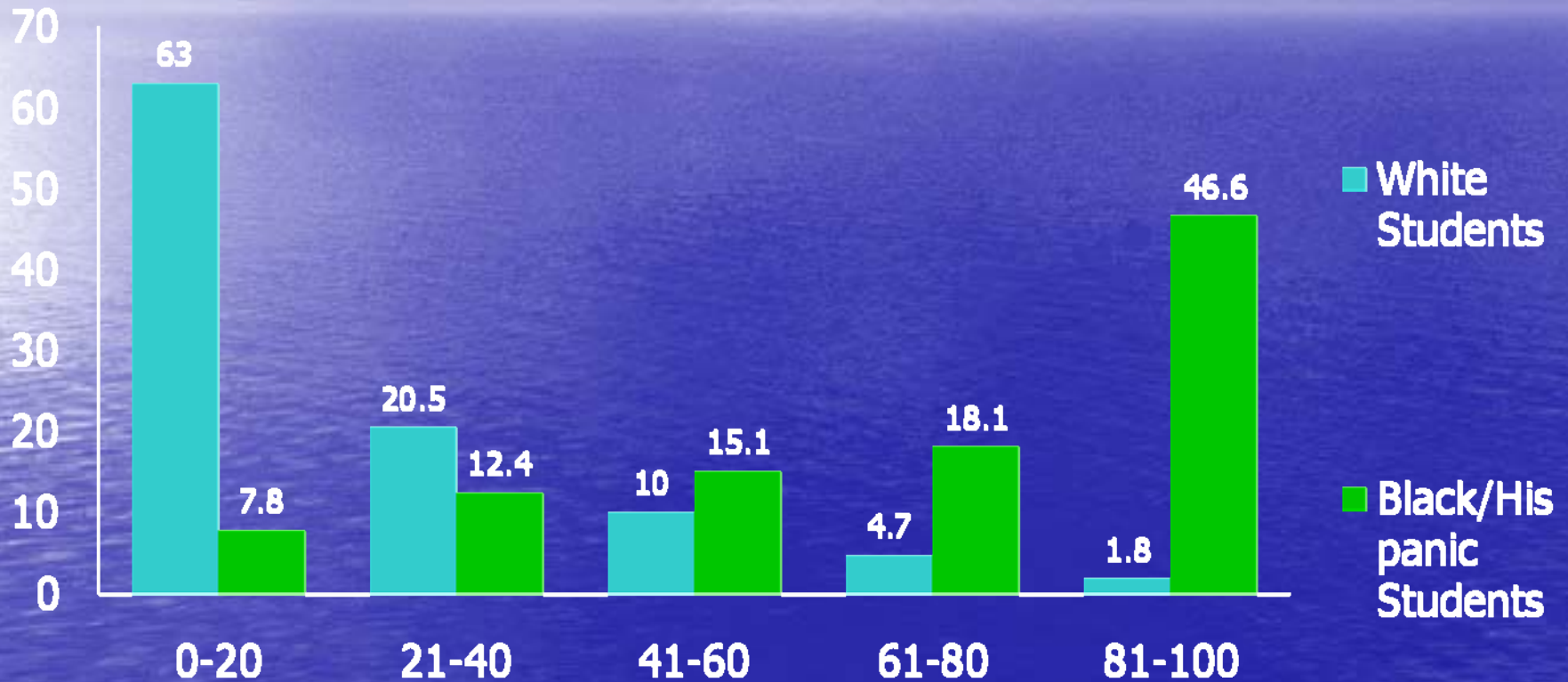


Note: Poor neighborhoods are those with poverty rates over 20%.

Source: 2000 Census.

Black/Hispanic Students Attend Schools with Dramatically Different Racial Compositions Than Those of White Students

(Percent of Students Attending Schools by Black/Hispanic Share of Enrollment: 2006-07)



Black/Hispanic Share of Enrollment

Source: National Center for Education Statistics, Common Core of Data, 2006-07.

Metro Chicago

Poverty Composition of Neighborhoods of Black v. White Children

Neighborhood
Poverty Rate

Over 40%

Black

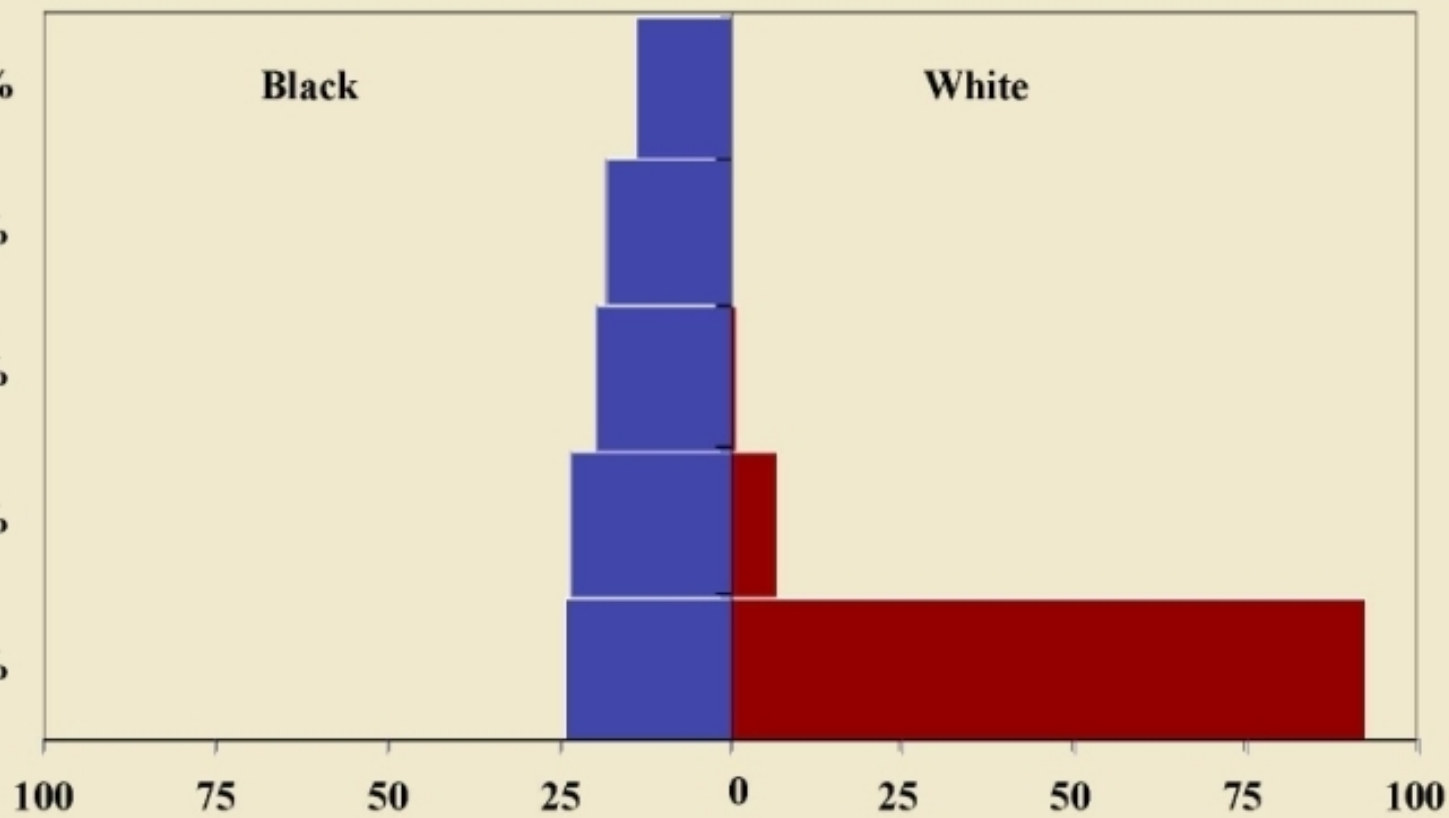
White

30.1-40%

20.1-30%

10.1-20%

0-10%

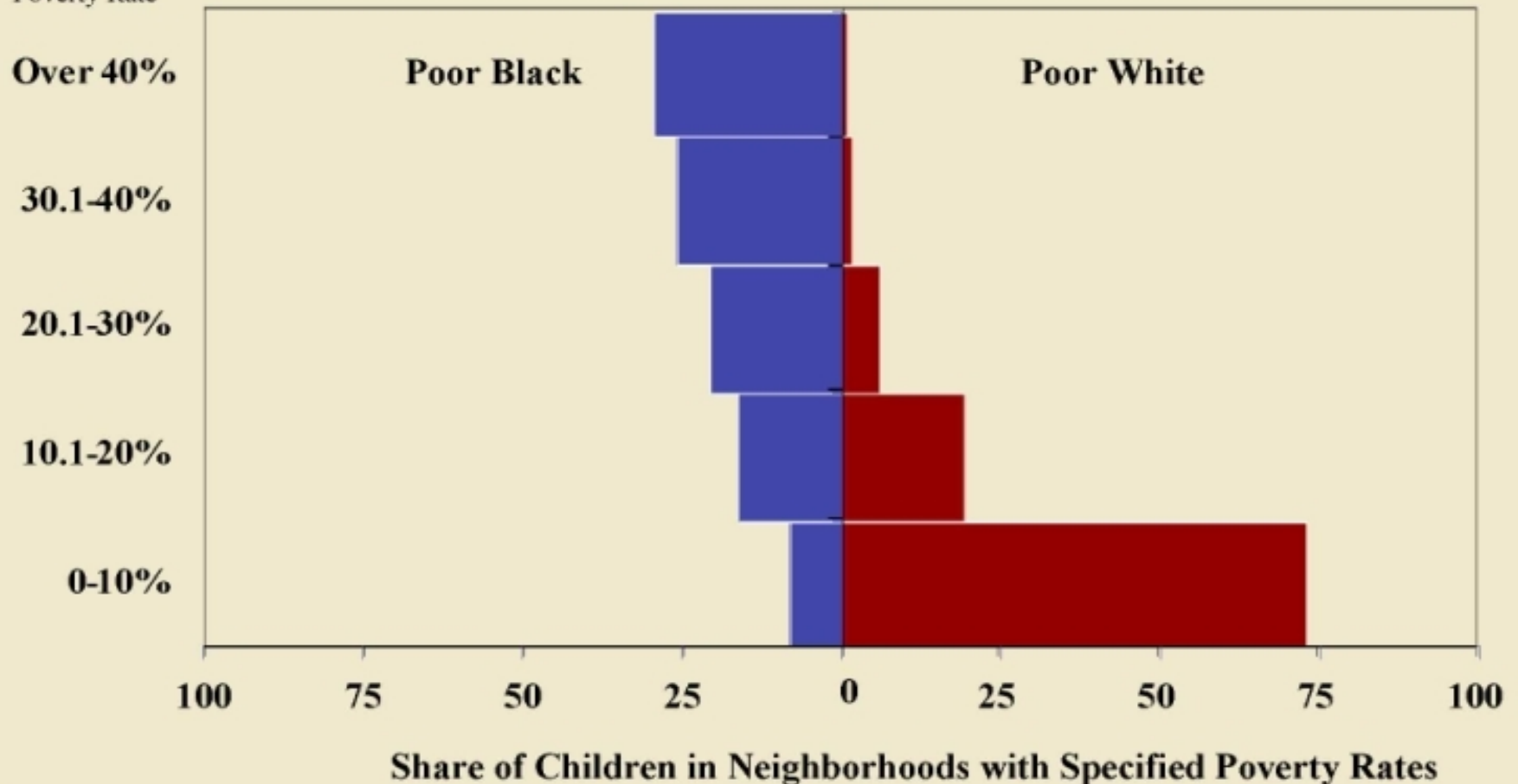


Share of Children in Neighborhoods with Specified Poverty Rates

Metro Chicago

Poverty Composition of Neighborhoods of Poor Black v. Poor White Children

Neighborhood
Poverty Rate



Metro Chicago

Poverty Composition of Neighborhoods of All Black v. Poor White Children

Neighborhood
Poverty Rate

Over 40%

All Black

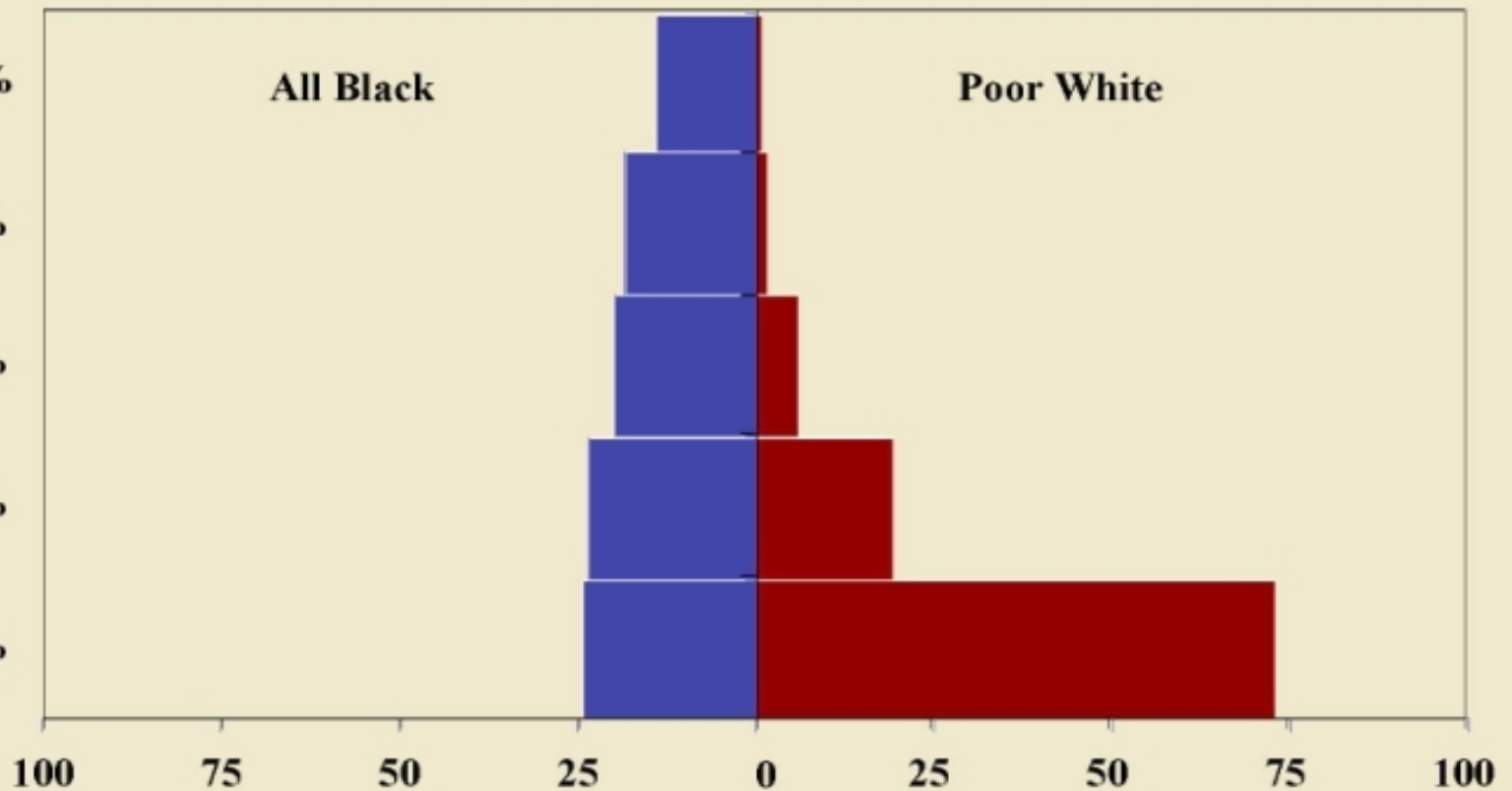
Poor White

30.1-40%

20.1-30%

10.1-20%

0-10%



Share of Children in Neighborhoods with Specified Poverty Rates

Science to Policy and Practice—What Does the Evidence Suggest?

- A focus on prevention, particularly on the conditions in which people live, work, play, and study
- Multiple strategies across sectors
- Sustained investment and a long-term policy agenda

Science to Policy and Practice—What Does the Evidence Suggest?

- Place-based Strategies: Investments in Communities
- People-based Strategies: Increasing Housing Mobility Options

Create Healthier Communities:

- Improve food and nutritional options through incentives for Farmer's Markets and grocery stores, and regulation of fast food and liquor stores
- Structure land use and zoning policy to reduce the concentration of health risks
- Institute Health Impact Assessments to determine the public health consequences of any new housing, transportation, labor, education policies

Improve the Physical Environment of Communities:

- Improve air quality (e.g., by relocating bus depots further from homes and schools)
- Expand the availability of open space (e.g., encourage exercise- and pedestrian-friendly communities)
- Address disproportionate environmental impacts (e.g., encourage Brownfields redevelopment)

Expand Opportunities for Quality Education:

- Expand high-quality preschool programs
- Create incentives to attract experienced, credentialed teachers to work in poor schools
- Take steps to equalize school funding
- Expand and improve curriculum, including better college prep coursework
- Reduce financial barriers to higher education

Expand Economic Opportunities:

- Promote job training and economic development for 21st Century jobs (e.g., technology, “green jobs”)
- Facilitate access from isolated neighborhoods to new job centers
- Encourage public and private reinvestment in low-income communities (e.g., “double bottom line” strategies that benefit investors and communities)

Expanding Housing Mobility Options:

Moving To Opportunity (MTO)

- U.S. Department of Housing and Urban Development (HUD) launched MTO demonstration in 1994 in five cities: Baltimore, Boston, Chicago, Los Angeles, and New York.
- MTO targeted families living in some of the nation's poorest, highest-crime communities and used housing subsidies to offer them a chance to move to lower-poverty neighborhoods.
- Findings from the follow up Three-City Study of MTO, in 2004 and 2005, answer some questions but also highlight the complexity of the MTO experience and the limitations of a relocation-only strategy.
- Away from concentrated poverty, would families fare better in terms of physical and mental health, risky sexual behavior and delinquency? Adolescent girls benefited from moving out of high poverty more than boys.

Other Obama Administration Initiatives

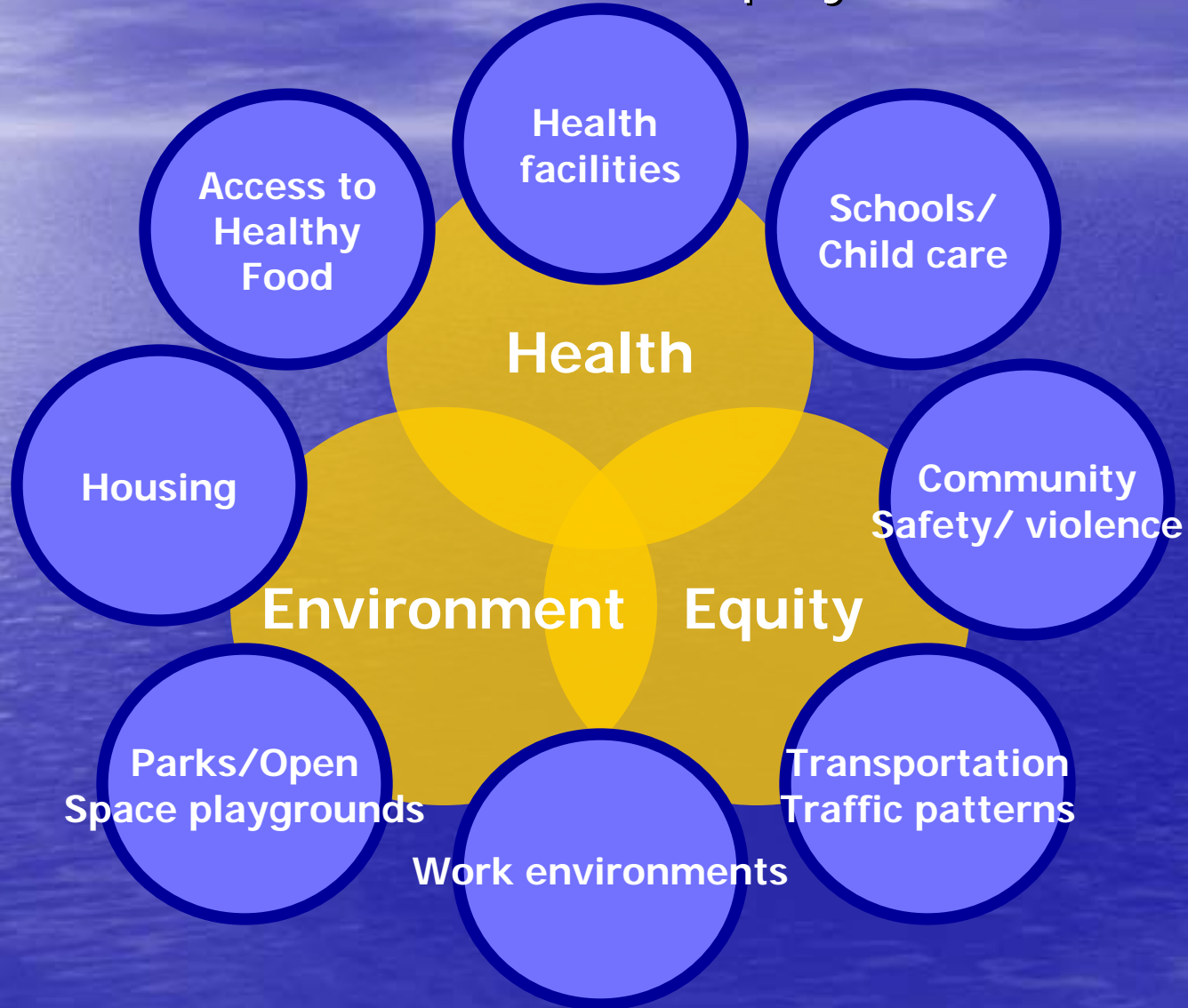
- **Promise Neighborhoods (\$210 million)** attempt to bring the innovative ideas of the Harlem Children's Zone into communities across the country. By simultaneously focusing on the myriad needs of young children – education, health, mentorship, etc. – Promise Neighborhoods can break the cycle of inter-generational poverty and tap the potential of millions of young people.
- **Healthy Food Financing Initiative (\$400 million)** – would help tackle the dual scourges of joblessness and obesity in underserved communities by helping supermarket operators open new stores, new farmers markets take root, and corner store owners buy the refrigeration units they need to carry fresh food.
- **Choice Neighborhoods (\$250 million)** – would ensure that housing is linked to school reform, early childhood innovations, and supportive social services, tying housing developments to a range of services and supports leads to improved economic well-being for families.
- **Sustainable Communities Initiative (\$150 million)** – a joint effort by HUD, the Department of Transportation, and the EPA – is designed to "improve access to affordable housing more transportation options, and lower transportation costs while protecting the environment in communities nationwide."

Moving from Science to Practice – The Joint Center PLACE MATTERS Initiative

Objectives:

- Build the capacity of local leaders to address the social and economic conditions that shape health;
- Engage communities to increase their collective capacity to identify and advocate for community-based strategies to address health disparities;
- Support and inform efforts to establish data-driven strategies and data-based outcomes to measure progress; and
- Establish a national learning community of practice to accelerate applications of successful strategies

Intersection of Health, Place & Equity



Moving from Science to Practice – The Joint Center PLACE MATTERS Initiative



Moving from Science to Practice – The Joint Center PLACE MATTERS Initiative

Progress to Date—PLACE MATTERS teams are:

- Identifying key social determinants and health outcomes that must be addressed at community levels
- Building multi-sector alliances
- Engaging policymakers and other key stakeholders
- Evaluating practices

"[I]nequities in health [and] avoidable health inequalities arise because of the circumstances in which people grow, live, work, and age, and the systems put in place to deal with illness. The conditions in which people live and die are, in turn, shaped by political, social, and economic forces."

World Health Organization Commission on the Social Determinants of Health (2008)